


(l)(a)	Statement showing Shareholding Pattern		
Name of the Company :	M/s. TECPRO SYSTEMS LIMITED.		
Script Code, Name of the Scrip, Class of Security:	NSE- TECPRO, EQ - FV - 10		
Quarter Ended :	30-Sep-11		
Partly paid-up shares	No. of partly paid-up shares	As a % of total No. of partly paid-up shares	As a % of total no. of shares of the Company
Held by promoter/promoters group	0	0	0
Held by public	0	0	0
Total	0	0	0
Outstanding convertible securities	No. of outstanding securities	As a % of total No. of outstanding convertible securities	As a % of total no of shares of the company, assuming full conversion of the convertible securities
Held by promoter/promoters group	0	0	0
Held by public	0	0	0
Total	0	0	0
Warrants	No. of warrants	As a % of total no of warrants	As a % of total no of shares of the company assuming full conversion of warrants
Held by promoter/promoters group	0	0	0
Held by public	0	0	0
Total	0	0	0
Total paid-up capital of the company assuming full conversion of warrants and convertible securities	0	0	0



(1) (a) STATEMENT SHOWING SHAREHOLDING PATTERN
 Name of the Company : TECPRO SYSTEMS LIMITED

DATE : 04/10/2011

Quarter Ended : .
 Scrip Code : .
 Category Code of shareholder

Category Code	Number of Shareholders	Total Number of Shares	Number of shares held in dematerialized form	Total Shareholding as a percentage of total no. of shares encumbered & of A+B+C Shares &->Tot.	Shares pledged or otherwise
(A) Shareholding of Promoter and Promoter Group					
(1) Indian					
(a) Individuals / Hindu Undivided Family	12	19022456	19022456	37.68779	37.68779 2103033* 11.05552*
(b) Central Government / State Government(s)	0	0	0	0.00000	0 0.00000
(c) Bodies Corporate	1	7528319	7528319	14.91530	14.91530 0 0.00000
(d) Financial Institutions / Banks	0	0	0	0.00000	0 0.00000
(e) Others	0	0	0	0.00000	0 0.00000
Sub-Total (A) (1)	13	26550775	26550775	52.60309	52.60309 2103033* 7.92079*
(2) Foreign					
(a) Individuals (NRIs / Foreign Individuals)	0	0	0	0.00000	0 0.00000
(b) Bodies Corporate	0	0	0	0.00000	0 0.00000
(c) Institutions	0	0	0	0.00000	0 0.00000
(d) Others	0	0	0	0.00000	0 0.00000
Sub-Total (A) (2)	0	0	0	0.00000	0 0.00000
Total Shareholding of Prom. & Prom. Grp. (A) = (A) (1) + (A) (2)	13	26550775	26550775	52.60309	52.60309 2103033* 7.92079*

* These shares were earlier held in physical form and have now been dematerialized pursuant to the circular issued by SEBI. However, the marking of pledge for the same after Dematerialization is yet to be done.



(I) (a) STATEMENT SHOWING SHAREHOLDING PATTERN
Name of the Company : TECPRO SYSTEMS LIMITED

Quarter Ended : 04/10/2011

DATE : 04/10/2011

Scrip Code : .
Category Code of shareholder
Code

Number of Shareholders
Total Number of Shares
Number of shares held as a percentage of total no. of shares encumbered in dematerialized form % of A+B & C Shares &--Tot.

Total Shareholding Shares Pledged or otherwise encumbered

Category	Number of Shareholders	Total Number of Shares	Number of shares held as a percentage of total no. of shares encumbered in dematerialized form % of A+B & C Shares &--Tot.	Total Shareholding Shares Pledged or otherwise encumbered
(B) Public Shareholding				NA
(1) Institutions				NA
(a) Mutual Funds/ UTI	19	3505144	6.94448	6.94448
(b) Financial Institutions / Banks	1	13000	0.02576	0.02576
(c) Central Government / State Government(s)	0	0	0.00000	0.00000
(d) Venture Capital Funds	1	705557	1.39787	1.39787
(e) Insurance Companies	0	0	0.00000	0.00000
(f) Foreign Institutional Investors	14	1582924	3.13613	3.13613
(g) Foreign Venture Capital Investors	1	5169147	10.24125	10.24125
(h) Others				
Sub-Total (B) (1)	36	10975772	21.74549	21.74549

(2) Non-institutions

(a) Bodies Corporate	386	1095948	2.17132	2.17132
(b) (i) Indiv. hldg. nom. shr. cap. < Rs. 1 Lakh	25659	1569897	3.11032	3.11032
(ii) Indiv. hldg. nom. shr. cap. > Rs. 1 Lakh	10	172922	0.34260	0.34260
(c) Others	4	10852	0.02150	0.02150
(1) Trusts	378	1412879	2.79923	2.79923
(2) Non Resident Indians	39	10107	0.02002	0.02002
(3) Clearing Members	1514	79752	0.15801	0.15801
(4) Hindu Undivided Families	4	6944887	17.02842	17.02842
(5) Foreign Corporate Bodies				
Sub-Total (B) (2)	27994	12947244	25.65142	25.65142

Total Public Shareholding

(B) = (B) (1) + (B) (2)

TOTAL (A) + (B)

(C) Shares held by Custodians and against which Depository Receipts have been issued

(1) Promoter and Promoter Group

(2) Public

GRAND TOTAL (A) + (B) + (C)

28030 23923016 22205083 47.39691 47.39691 NA NA

28043 50473791 48755858 100.00000 100.00000 NA NA

0 0 0 0.00000 0.00000 NA NA

0 0 0 0.00000 0.00000 NA NA

28043 50473791 48755858 100.00000 100.00000 2103033* 4.16658*

* These shares were earlier held in physical form and have now been dematerialized pursuant to the circular issued by SEBI. However, the marking of pledge for the same after Dematerialization is yet to be done.



(I) (b) Statement showing Shareholding of persons belonging to the category "Promoter and Promoter Group"

Sri.No	Name of the shareholder	Number of Shares	Shares as a & of total number of shares (i.e., Grand Total (A)+(B)+(C) indicated in Statement at para (I) (a) above)	Shares pledged or otherwise encumbered	% of Total & of Grd.Tot. (A+B+C)->(I)a
1	AMUL GABRANI	9319342	18.46373	1077033*	11.55696*
2	BHAGWANTI GABRANI	500	0.00099	0	0.00000
3	AJAY KUMAR BISHNOI	9019842	17.87035	1026000*	11.37492*
4	GOLDIE GABRANI	100143	0.19841	0	0.00000
5	AMITA BISHNOI	12643	0.02505	0	0.00000
6	RASHMI SINGH	5000	0.00991	0	0.00000
7	MILIND SINGH	5000	0.00991	0	0.00000
8	NUTAN KAPOOR MAHAWAR	12000	0.02377	0	0.00000
9	PUSHAPLATA KAPOOR	12000	0.02377	0	0.00000
10	ADITYA GABRANI	50143	0.09934	0	0.00000
11	ARVIND K BISHNOI	470143	0.93146	0	0.00000
12	ROMA KATYAL	15700	0.03111	0	0.00000
13	FUSION FITTINGS INDIA LTD	7528319	14.91530	0	0.00000


** Total **

26550775 52.60309

2103033* 7.92079*

4.16659*

* These shares were earlier held in physical form and have been dematerialized pursuant to the circular issued by SEBI. However, the marking of pledge for the same after Dematerialization is yet to be done.




(I) (c) Statement showing Shareholding of persons belonging to the category "Public" and holding more than 1% of total no. of shares

Srl.No Name of the shareholder


Srl.No	Name of the shareholder	Number of Shares	Shares as a % of total number of shares (i.e., Grand Total (A)+(B)+(C) indicated in Statement at para (I)(a) above)	Shares pledged or otherwise encumbered	% of Total & of Grd.Tot. (A+B+C)->(I)a
1	DSP BLACKROCK EQUITY FUND	650431	1.28865		
2	IDFC PREMIER EQUITY FUND	969474	1.92075		
3	AVIGO TRUSTEE COMPANY PVT LTD THE AVIGO SME FUND	705557	1.39787		
4	AVIGO VENTURE INVESTMENTS LIMITED	5169147	10.24125		
5	ACHAL GHAI	1302200	2.57995		
6	AVIGO VENTURE INVESTMENTS LIMITED	1650006	3.26904		
7	METMIN INVESTMENTS HOLDINGS LIMITED	4294881	8.50913		
8	BOND STREET CUSTODIANS LIMITED IN ITS CAPACITY AS CUSTODIANS FOR MACQUARIE ASIA PACIFIC CO-INVESTMENT FUND, LP	1650000	3.26902		
9	CREDIT SUISSE PE ASIA INVESTMENTS (MAURI) LIMITED	1000000	1.99123		

*** Total *** 17391696 34.45688




(I) (d) Statement showing details of locked-in shares

Srl.No	Name of the shareholder	Number of Shares	Number of Shares as a percentage of total number of shares (i.e., Grand Total (A)+(B)+(C) indicated in Statement at para (I) (a) above)
1	Vivek Subramanian on behalf of	10000	0.01981
2	Sham Arora	5000	0.00991
3	Mr. B.K. Bishnoi	2500	0.00495
4	Mr. Kapila Dewan	5000	0.00991
5	Mr. Krishan Gopal Gabrani	12000	0.02377
6	Mrs. Kanika Mahendru	4000	0.00792
7	Mrs. Sareeka Gabrani	2500	0.00495
8	Mrs. Usha Pahwa	3000	0.00594
9	Mr. Vivekanand Subramanian	2800	0.00555
10	Mr. Rishi Diwan	1000	0.00198
11	Mr. Vikas Kumar	4000	0.00792
12	Mr. Vishal Kapur	600	0.00119
13	Mr. Asheesh Sethi	2000	0.00396
14	Ms. Ruchika Jain	3000	0.00594
15	Mr. Sharat Jain	3000	0.00594
16	Mr. Vikas Gabrani	3000	0.00594
17	Mr. Rameshwar Chander Mahendru	2000	0.00396
18	Mr. Sharan Saluja	1000	0.00198
19	Mr. Shakthi Vairavan	500	0.00099
20	BOND STREET CUSTODIANS LIMITED IN ITS CAPACITY AS CUSTODIANS FOR MACQUARIE ASIA PACIFIC CO-INVESTMENT FUND, LP	1650000	3.26902
21	VEENA WADHWA	1000	0.00198
22	CREDIT SUISSE PE ASIA INVESTMENTS (MAURITIUS) LIMITED	1000000	1.98123
23	NAFISA DALAL	4000	0.00792



24 PRITAM DAS NARANG	4000	0.00792
25 AMUL GABRANI	9319342	18.46373
26 ADITYA GABRANI	50143	0.09934
27 PUSHAFLATA KAPOOR	12000	0.02377




(I) (d) Statement showing details of locked-in shares

Srl.No Name of the shareholder
Number of Shares
Number of Shares as a Percentage of total number of shares (i.e., Grand Total (A)+(B)+(C) indicated in Statement at Para (I)(a) above)

28	SURESH KUMAR GOENKA	5000	0.00991
29	PRATAP MOHAN SRIVASTAVA	400	0.00079
30	AVIGO VENTURE INVESTMENTS LIMITED	1650006	3.26904
31	ARJUNA FINHOLD PRIVATE LIMITED	4000	0.00792
32	METMIN INVESTMENT & TRADING PVT LTD	300000	0.59437
33	METMIN INVESTMENTS HOLDINGS LIMITED	4294881	8.50913
34	SANDEEP SETHI	2000	0.00396
35	AMITA BISHNOI	12643	0.02505
36	AJAY KUMAR BISHNOI	9019842	17.87035
37	SALFUDDIN DHORAJIWALA	2000	0.00396
38	RUPA PAREKH	13660	0.02706
39	PRIYA BHARAT PAREKH	13600	0.02694
40	NEELIMA BHARAT PAREKH	13600	0.02694
41	VIJAY KUMAR BAJJAJ	10000	0.01981
42	T JAGDISH	1000	0.00198
43	T GOPAL MEHRA	1000	0.00198
44	SOMJIT GHOSH	5000	0.00991
45	DR JAYASHREE GHOSH	2500	0.00495
46	ARVIND K BISHNOI	470143	0.93146
47	VINAI KUMAR MEHTA	12000	0.02377
48	KAMLA MEHTA	6000	0.01189
49	DEEPAK KAPOOR	2000	0.00396
50	BRIJ BHUSHAN KATHURIA	3000	0.00594
51	ANSHU KATHURIA	3000	0.00594




52	SHARMA RAJSHREE	20000	0.03962
53	SURESH KUMAR SABHARWAL	2500	0.00495
54	DIPAK BISHNOI	10000	0.01981
55	NAVEEN VEHRA	13000	0.02576



(I)(d) Statement showing details of locked-in shares

Sr.No	Name of the shareholder	Number of Shares	Shares as a Percentage of total number of shares (i.e., Grand Total (A)+(B)+(C) indicated in Statement at Para (I)(a) above)
56	NUTAN KAPOOR MAHAWAR	12000	0.02377
57	POONAM MEHRA	5000	0.00991
58	SARTAJ KISHAN MEHRA	3000	0.00594
59	KRISHNENDU CHATTERJEE	400	0.00079
60	ROMA KATYAL	14000	0.02774
61	FUSION FITTINGS INDIA LTD	7525084	14.90889
62	RITU JAIN	5000	0.00991
63	PRODIYOT BOWMICK	5000	0.00991
64	BHAGWANTI GABRANI	500	0.00099
65	PARRAG AGARWAL	800	0.00158
66	GOLDIE GABRANI	100143	0.19841
67	SONIA GHAI	12000	0.02377
68	ACHAL GHAI	1302200	2.57995
69	ARUN KUMAR BISHNOI	10000	0.01981
70	SANJEEV GABRANI	9500	0.01882
71	NITIN GOYAL	800	0.00158
72	VIJAY KUMAR BAUJAJ	5000	0.00991
73	VINAY KUMAR SINGH CHAUHAN	600	0.00119
74	VIVEK SHARMA	400	0.00079
75	MITIKA MEHTA	400	0.00079
76	ALOK BHATNAGAR	800	0.00158
77	MALINI NAGPAL	1000	0.00198
78	MONIKA BHATNAGAR	800	0.00158
79	KAMLESH DANG	10000	0.01981



80 KIRAN MEHRA .	500	0.00099
81 RAGHVENDRA MITTAL	2000	0.00396
82 REETA CHAUDHARY	12000	0.02377
83 RASHMI SINGH	5000	0.00891



(I)(d) Statement showing details of locked-in shares

Sr.No	Name of the shareholder	Number of Shares	Shares as a percentage of total number of shares [i.e., Grand total (A)+(B)+(C) indicated in Statement at para (I)(a) above]
***	Total	37044087	73.39272

*** Total ***

37044087 73.39272

