


(l)(a)	Statement showing Shareholding Pattern		
Name of the Company :	M/s TECPRO SYSTEMS LIMITED		
Scrip Code, Name of the Scrip, Class of Security:	NSE- TECPRO, EQ - FV - 10		
Quarter Ended :	30-Sep-13		
Partly paid-up shares	No. of partly paid-up shares	As a % of total no. of partly paid-up shares	As a % of total no. of shares of the Company
Held by promoter/promoters group	0	0	0
Held by public	0	0	0
Total	0	0	0
Outstanding convertible securities	No. of outstanding securities	As a % of total no. of outstanding convertible securities	As a % of total no. of shares of the company, assuming full conversion of the convertible securities
Held by promoter/promoters group	0	0	0
Held by public	0	0	0
Total	0	0	0
Warrants	No. of warrants	As a % of total no. of warrants	As a % of total no. of shares of the company, assuming full conversion of warrants
Held by promoter/promoters group	0	0	0
Held by public	0	0	0
Total	0	0	0
Total paid-up capital of the company assuming full conversion of warrants and convertible securities	Rs. 50,47,37,910 i.e. 5,04,73,791 equity shares of Rs. 10/- each		



(1)(a) STATEMENT SHOWING SHAREHOLDING PATTERN


Name of the Company: TECPRO SYSTEMS LIMITED

DATE : 17/10/2013

Scrip Code:

Quarter Ended : 30.09.2013

Category Code	Category of shareholder	Number of Shareholders	Total Number of Shares	Number of shares held in dematerialized form	Total Shareholding as a percentage of total no. of shares % of A+B	Shares pledged or otherwise encumbered % of A+B+C	Shares %->Tot.
(A) Shareholding of Promoter and Promoter Group							
(1) Indian							
	(a) Individuals / Hindu Undivided Family	11	19060556	19060556	37.76327	37.76327	7949387 41.70596
	(b) Central Government / State Government(s)	0	0	0	0.00000	0.00000	0 0.00000
	(c) Bodies Corporate	1	7540784	7540784	14.94000	14.94000	7540784 100.00000
	(d) Financial Institutions / Banks	0	0	0	0.00000	0.00000	0 0.00000
	(e) Others	0	0	0	0.00000	0.00000	0 0.00000
	Sub-Total (A)(1)	12	26601340	26601340	52.70327	52.70327	15490171 58.23079
(2) Foreign							
	(a) Individuals (NRIs / Foreign Individuals)	0	0	0	0.00000	0.00000	0 0.00000
	(b) Bodies Corporate	0	0	0	0.00000	0.00000	0 0.00000
	(c) Institutions	0	0	0	0.00000	0.00000	0 0.00000
	(d) Qualified Foreign Investor	0	0	0	0.00000	0.00000	0 0.00000
	(e) Others	0	0	0	0.00000	0.00000	0 0.00000
	Sub-Total (A)(2)	0	0	0	0.00000	0.00000	0 0.00000
	Total Shareholding of Prom. & Prom. Grp. (A)=(A)(1)+(A)(2)	12	26601340	26601340	52.70327	52.70327	15490171 58.23079



(I) (a) STATEMENT SHOWING SHAREHOLDING PATTERN


Name of the Company : TECPRO SYSTEMS LIMITED

Scrip Code : .

DATE : 17/10/2013

Quarter Ended : 30.09.2013

Category Code	Category of shareholder	Number of Shareholders	Total Number of Shares	Number of shares held in dematerialized form	Total Shareholding as a percentage of total no. of shares	Shares pledged or otherwise encumbered	Shares % -> Tot.
					% of A+B % of A+B+C		
(B) Public Shareholding							
(1) Institutions							
	(a) Mutual Funds/ UTI	5	3043547	3043547	6.02996	6.02996	
	(b) Financial Institutions / Banks	2	13082	13082	0.02592	0.02592	
	(c) Central Government / State Government(s)	0	0	0	0.00000	0.00000	
	(d) Venture Capital Funds	1	705557	705557	1.39787	1.39787	
	(e) Insurance Companies	0	0	0	0.00000	0.00000	
	(f) Foreign Institutional Investors	3	1880232	1880232	3.72517	3.72517	
	(g) Foreign Venture Capital Investors	1	5169147	5169147	10.24125	10.24125	
	(h) Qualified Foreign Investor	0	0	0	0.00000	0.00000	
	(i) Others	0	0	0	0.00000	0.00000	
Sub-Total (B) (1)		12	10811565	10811565	21.42016	21.42016	
(2) Non-institutions							
	(a) Bodies Corporate	375	951936	951936	1.88600	1.88600	
	(b) (i) Indiv. hldg. nom. shr. cap.<=Rs. 1 Lakh	24571	2611678	2570666	5.17433	5.17433	
	(ii) Indiv. hldg. nom. shr. cap.> Rs. 1 Lakh	17	323698	323698	0.64132	0.64132	
	(c) Qualified Foreign Investor	0	0	0	0.00000	0.00000	
	(d) Others						
	(1) Trusts	1	31	31	0.00006	0.00006	
	(2) Non Resident Indians	377	991518	991518	1.96442	1.96442	
	(3) Clearing Members	55	25541	25541	0.05060	0.05060	
	(4) Hindu Undivided Families	1405	141597	141597	0.28054	0.28054	
	(5) Foreign Corporate Bodies	4	8014887	8014887	15.87930	15.87930	
Sub-Total (B) (2)		26805	13060886	13019874	25.87657	25.87657	
Total Public Shareholding		26817	23872451	23831439	47.29673	47.29673	NA NA
(B) = (B) (1) + (B) (2)		26829	50473791	50432779	100.00000	100.00000	15490171 30.68953
TOTAL (A) + (B)							
(C) Shares held by Custodians and against which Depository Receipts have been issued							
(1) Promoter and Promoter Group							
	(1) Promoter and Promoter Group	0	0	0	0.00000	0.00000	NA NA
(2) Public							
	(2) Public	0	0	0	0.00000	0.00000	NA NA
GRAND TOTAL (A) + (B) + (C)		26829	50473791	50432779	100.00000	100.00000	15490171 30.68953



(I) (b) Statement showing holding of securities (including shares, warrants, convertible securities) of persons belonging to the category "Promoter and Promoter Group"

Srl.No	Name of the shareholder	Details of Shares held		Encumbered shares			Details of warrants	Details of convertible securities	Total shares (including underlying shares assuming full conversion of warrants and convertible securities) as a % of diluted share capital
		Number of Shares	Shares as a % of total number of shares (i.e. Grand Total (A)+(B)+(C) indicated in Statement at para (I) (a) above)	Number of Shares	% of Total Shares	% of Grd.Total (A+B+C)->(I) a			
1	AMUL GABRANI	9344342	18.51326	3977710	42.56811	7.88074			
2	BHAGWANTI GABRANI	500	0.00099	0	0.00000	0.00000			
3	AJAY KUMAR BISHNOI	9044842	17.91988	3971677	43.91096	7.86879			
4	GOLDIE GABRANI	100143	0.19841	0	0.00000	0.00000			
5	AMITA BISHNOI	12643	0.02505	0	0.00000	0.00000			
6	RASHMI SINGH	5000	0.00991	0	0.00000	0.00000			
7	MELIND SINGH	5000	0.00991	0	0.00000	0.00000			
8	FUSHAPLATA KAPOOR	12000	0.02377	0	0.00000	0.00000			
9	ADITYA GABRANI	50143	0.09934	0	0.00000	0.00000			
10	ARVIND K BISHNOI	470143	0.93146	0	0.00000	0.00000			
11	ROMA KATVAL	15800	0.03130	0	0.00000	0.00000			
12	FUSION FITTINGS INDIA LIMITED	7540784	14.94000	7540784	100.00000	14.94000			
*** Total ***		26601340	52.70327	15490171	58.23079	30.68953			




(I)(c)(i) Statement showing holding of securities (including shares, warrants, convertible securities) of persons belonging to the category "Public" and holding more than 1% of the total number of shares

Srl.No	Name of the shareholder	PAN No.	Details of Shares held		Details of warrants		Details of convertible securities		Total shares (including underlying shares assuming full conversion of warrants and convertible securities) as a % of diluted share capital
			Number of Shares	Shares as a % of total number of shares (i.e. Grand Total (A)+(B)+(C) indicated in Statement at para (I)(a) above)	No. of warrants held	As a % total no.of warrants of same class	No. of conv.sec. held	As a % tot.no. of conv.sec. of same class	
1	DSP BLACKROCK MICRO CAP FUND	AAAJD0430B	1541991	3.05503					
2	SUNDARAM MUTUAL FUND A/C SUNDARAMATIC FUNDS CAPEX OPPORTUNITIES- GROWTH	AAATS2554B	532082	1.05417					
3	CREDIT SUISSE PE ASIA INVESTMENTS LIMITED	AADCC1944P	1000000	1.98123					
4	KITARA PIIN 1101	AAECK4362Q	1860000	3.68508					
5	IDFC PREMIER EQUITY FUND	AAETS9556K	969474	1.92075					
6	AVIGO TRUSTEE COMPANY PVT LTD THE AVIGO SME FUND	AAFCA5402Q	705557	1.39787					
7	METMIN INVESTMENTS HOLDINGS LIMITED	AAFCH4003K	3714881	7.36002					
8	AVIGO VENTURE INVESTMENTS LIMITED	AAGCA2436F	6819153	13.51028					
9	BOND STREET CUSTODIANS LIMITED IN ITS CAPACITY AS CUSTODIAN FOR MACQUARIE ASIA PACIFIC CO-INVESTMENT FUND, L.P.	AASFH0252C	1650000	3.26902					
10	ACHAL GHAI	AJYFG0375P	814200	1.61311					
*** Total ***			19607338	38.84657					



(I)(c)(ii) Statement showing holding of securities (including shares, warrants, convertible securities) of persons (together with PAC) belonging to the category "Public" and holding more than 5% of the total number of shares of the company

Sr.No	Name of the shareholder(s) And the persons Acting in Concert (PAC)with them	PAN No.	Details of Shares held	Details of warrants	Details of convertible securities	Total shares (including underlying shares assuming full conversion of warrants and convertible securities) as a of diluted share capital		
			Number of Shares	Shares as a of total number of shares [i.e., Grand Total (A)+(B)+(C) indicated in Statement at para (I)(a) above]	No. of warrants held	As a tot.no. of warrants of same class	No. of conv.sec. held	As a tot.no. of conv.sec. of same class
1	METMIN INVESTMENTS HOLDINGS LIMITED	AAFCH4003K	3714881	7.36002				
2	AVIGO VENTURE INVESTMENTS LIMITED	AAGCA2436F	6819153	13.51028				
*** Total ***			10534034	20.87030				




(I) (d) Statement showing details of locked-in shares

Sri.No	Name of the shareholder	Number of Locked-in Shares	Locked-in Shares as a percentage of total number of shares {i.e., Grand Total (A)+(B)+(C) indicated in Statement at para (I)(a) above}	Promoter / Promoter Group / Public
1	AMUL GABRANI	5047380	10.00000	PROMOTER
2	AJAY KUMAR BISHNOI	5047379	10.00000	PROMOTER
*** Total ***		10094759	20.00000	



(II)(a) Statement showing details of Depository Receipts (DRs)

Sr. No.	Type of outstanding DR (ADRs, GDRs, SDRs, etc.)	Number of outstanding DRs	Number of shares underlying outstanding DRs	Shares underlying outstanding DRs as a percentage of total number of shares {i.e., Grand Total (A)+(B)+(C) indicated in Statement at para (I)(a) above}
NIL				



(II)(b) Statement showing holding of Depository Receipts (DRs), where underlying shares held by "promoter/promoter group" are in excess of 1% of the total number of shares

Sr. No.	Name of the DR Holder	Type of outstanding DR (ADRs, GDRs, SDRs, etc.)	Number of shares underlying outstanding DRs	Shares underlying outstanding DRs as a percentage of total number of shares {i.e., Grand Total (A)+(B)+(C) indicated in Statement at para (I)(a) above}
NIL				

