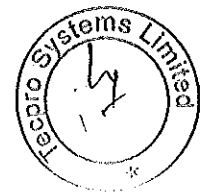


(l)(a)	Statement Showing Shareholding Pattern		
Name of the Company :	M/s.TECPRO SYSTEMS LIMITED		
Scrip Code, Name of the Scrip, Class of Security:	BSE - 533266 - TECPRO EQ - FV - 10		
Quarter Ended :	MARCH 31, 2011		
Partly paid-up shares	No. of partly paid-up shares	As a % of total No. of partly paid-up shares	As a % of total no. of shares of the Company
Held by promoter/promoters group	0	0	0
Held by public	0	0	0
Total	0	0	0
Outstanding convertible securities	No. of outstanding securities	As a % of total No. of outstanding convertible securities	As a % of total no of shares of the company, assuming full conversion of the convertible securities
Held by promoter/promoters group	0	0	0
Held by public	0	0	0
Total	0	0	0
Warrants	No. of warrants	As a % of total no of warrants	As a % of total no of shares of the company assuming full conversion of warrants
Held by promoter/promoters group	0	0	0
Held by public	0	0	0
Total	0	0	0
Total paid-up capital of the company assuming full conversion of warrants and convertible securities	0	0	0



(I) (a) STATEMENT SHOWING SHAREHOLDING PATTERN
 Name of the Company : TECPRO SYSTEMS LIMITED
 Scrip Code : .

DATE : 31/03/2011
 Quarter Ended : 31.03.2011

Category Code	Category of shareholder	Number of Shareholders	Total Number of Shares	Number of shares held in dematerialized form	Total Shareholding as a percentage of total no. of shares encumbered % of A+B % of A+B+C	Shares pledged or otherwise	Shares &-Tot.
---------------	-------------------------	------------------------	------------------------	--	--	-----------------------------	---------------

(A) Shareholding of Promoter and Promoter Group

(1) Indian

(a) Individuals / Hindu Undivided Family	12	19022456	16837780	37.68779	37.68779	2103033	4.16658
(b) Central Government / State Government(s)	0	0	0	0.00000	0.00000	0	0.00000
(c) Bodies Corporate	1	7525084	7525084	14.90889	14.90889	0	0.00000
(d) Financial Institutions / Banks	0	0	0	0.00000	0.00000	0	0.00000
(e) Others							
Sub-Total (A) (1)	13	26547540	24362864	52.59668	52.59668	2103033	4.16658

(2) Foreign

(a) Individuals (NRIs / Foreign Individuals)	0	0	0	0.00000	0.00000	0	0.00000
(b) Bodies Corporate	0	0	0	0.00000	0.00000	0	0.00000
(c) Institutions	0	0	0	0.00000	0.00000	0	0.00000
(d) Others							
Sub-Total (A) (2)	0	0	0	0.00000	0.00000	0	0.00000

Total Shareholding of Prom. & Prom. Grp.

(A) = (A) (1) + (A) (2)

13	26547540	24362864	52.59668	52.59668	2103033	4.16658
----	----------	----------	----------	----------	---------	---------



(1) (a) STATEMENT SHOWING SHAREHOLDING PATTERN
Name of the Company : TECPRO SYSTEMS LIMITED
Scrip Code :

DATE : 31/03/2011
Quarter Ended : 31.03.2011

Category Code	Category of shareholder	Number of Shareholders	Total Number of Shares	Number of shares held in dematerialized form	Total Shareholding as a percentage of total no. of shares encumbered % of A+B of A+B+C	Shares pledged or otherwise
---------------	-------------------------	------------------------	------------------------	--	--	-----------------------------

(B) Public Shareholding

(1) Institutions						
(a)	Mutual Funds/ UTI	23	3509019	3509019	6.95216	6.95216
(b)	Financial Institutions / Banks	1	13000	13000	0.02576	0.02576
(c)	Central Government / State Government(s)	0	0	0	0.00000	0.00000
(d)	Venture Capital Funds	1	705557	705557	1.39787	1.39787
(e)	Insurance Companies	0	0	0	0.00000	0.00000
(f)	Foreign Institutional Investors	17	10883870	9233870	21.56341	21.56341
(g)	Foreign Venture Capital Investors	1	5169147	5169147	10.24125	10.24125
(h)	Others					
	Sub-Total (B) (1)	43	20280593	18630593	40.18044	40.18044

(2) Non-institutions

(a)	Bodies Corporate	333	665150	665150	1.31781	1.31781
(b)	(i) Indiv. hldg. nom. shr. cap. <= Rs. 1 Lakh	25192	1343727	1297793	2.66223	2.66223
	(ii) Indiv. hldg. nom. shr. cap. > Rs. 1 Lakh	10	138722	126722	0.27484	0.27484
(c)	Others					
	(1) Trusts	5	11102	1102	0.02200	0.02200
	(2) Non Resident Indians	338	1400416	1400416	2.77454	2.77454
	(3) Clearing Members	68	15406	15406	0.03052	0.03052
	(4) Hindu Undivided Families	1576	71135	71135	0.14093	0.14093
	Sub-Total (B) (2)	27522	3645658	357724	7.22287	7.22287

Total Public Shareholding (B) = (B) (1) + (B) (2)	27565	23926251	22208317	47.40332	47.40332	NA
TOTAL (A) + (B)	27578	50473791	46571181	100.00000	100.00000	NA

(C) Shares held by Custodians and against which Depository Receipts have been issued

(1) Promoter and Promoter Group	0	0	0	0	0.00000	NA
(2) Public	0	0	0	0	0.00000	NA


GRAND TOTAL (A) + (B) + (C)

	27578	50473791	46571181	100.00000	100.00000	2103033 4.16658
--	-------	----------	----------	-----------	-----------	-----------------



(I) (b) Statement showing Shareholding of persons belonging to the category "Promoter and Promoter Group"

Sr.No	Name of the shareholder	Number of Shares	Shares as a % of total number of shares (i.e., Grand Total (A)+(B)+(C) indicated in Statement at para (I)(a) above)	Shares pledged or otherwise encumbered	% of Total & of Grd.Tot. (A+B+C)->(I)a
1	AMUL GABRANI	9319342	18.46373	1077033	11.55696
2	BHAGWANTI GABRANI	500	0.00099	0	0.00000
3	AJAY KUMAR BISHNOI	9019842	17.87035	1026000	11.37492
4	GOLDIE GABRANI	100143	0.19841	0	0.00000
5	AMITA BISHNOI	12643	0.02505	0	0.00000
6	RASHMI SINGH	5000	0.00991	0	0.00000
7	Mr. Millind Singh	5000	0.00991	0	0.00000
8	Mrs. Nutan Kapoor Mahawar	12000	0.02377	0	0.00000
9	Mrs. Pushap Lata Kapoor	12000	0.02377	0	0.00000
10	Mr. Aditya Gabrani	50143	0.09934	0	0.00000
11	ARVIND K BISHNOI	470143	0.93146	0	0.00000
12	ROMA KATYAL	15700	0.03111	0	0.00000
13	FUSION FITTINGS INDIA LTD	7525084	14.90889	0	0.00000
*** Total ***		26547540	52.59668	2103033	7.92176
					4.16658



(I)(c) Statement showing Shareholding of persons belonging to the category "Public" and holding more than 1% of total no. of shares

Srl.No	Name of the shareholder	Number of Shares	Shares as a % of total number of shares (i.e., Grand Total (A)+(B)+(C) indicated in Statement at para (I) (a) above)	Shares pledged or otherwise encumbered	% of Total & of Grd.Tot. (A+B+C)->(I)a
1	FRANKLIN TEMPLETON MUTUAL FUND A/C FRANKLIN I NDIA FLEXI CAP FUND	624205	1.23669		
2	AVIGO TRUSTEE COMPANY PVT LTD THE AVIGO SME FUND	705557	1.39787		
3	AVIGO VENTURE INVESTMENTS LIMITED	1650006	3.26904		
4	METMIN INVESTMENTS HOLDINGS LIMITED	4294881	8.50913		
5	BOND STREET CUSTODIANS LIMITED IN ITS CAPACITY AS CUSTODIANS FOR MACQUARIE ASIA PACIFIC CO-INVESTMENT FUND/LP	1650000	3.26902		
6	CREDIT SUISSE PE ASIA INVESTMENTS (MAURITIUS) LIMITED	1000000	1.98123		
7	AVIGO VENTURE INVESTMENTS LIMITED	5169147	10.24125		
8	ACHAL GHAI	1302200	2.57995		
*** Total ***		16395996	32.48418		




(I) (d) Statement showing details of locked-in shares

Srl.No Name of the shareholder

Number of Shares
Shares as a percentage of total number of Shares (i.e., Grand Total (A)+(B)+(C) indicated in Statement at para (I) (d) above)

1 Mr. Amul Gabrani	1077033	2.13385
2 Mr. Ajay Kumar Bishnoi	1026000	2.03274
3 Vivek Subramanian on behalf o	10000	0.01981
4 Sham Arora	5000	0.00991
5 Mrs. Rashmi Singh	2500	0.00495
6 Mr. B.K. Bishnoi	2500	0.00495
7 Mr. Milind Singh	5000	0.00991
8 Mr. Kapila Dewan	5000	0.00991
9 Mr. Krishan Gopal Gabrani	12000	0.02377
10 Mrs. Kanika Mahendru	4000	0.00792
11 Mrs. Sareeka Gabrani	2500	0.00495
12 Mrs. Nutan Kapoor Mahawar	12000	0.02377
13 Mrs. Usha Pahwa	3000	0.00594
14 Mrs. Pushap Lata Kapoor	12000	0.02377
15 Mr. Vivekanand Subramanian	2800	0.00555
16 Mr. Rishi Diwan	1000	0.00198
17 Mr. Vikas Kumar	4000	0.00792
18 Mr. Vishal Kapur	600	0.00119
19 Mr. Asheesh Sethi	2000	0.00396
20 Ms. Ruchika Jain	3000	0.00594
21 Mr. Sharat Jain	3000	0.00594
22 Mr. Vikas Gabrani	3000	0.00594
23 Mr. Rameshwar Chander Mahendr	2000	0.00396
24 Mr. Sharan Saluja	1000	0.00198
25 Mr. Shakthi Vairavan	500	0.00099
26 Mr. Aditya Gabrani	50143	0.09934
27 BOND STREET CUSTODIANS LIMITED IN ITS CAPACIT -Y AS CUSTODIANS FOR MACQUARIE ASIA PACIFIC - CO. INVESTMENT FUND, LP	1650000	3.26902



(I) (d) Statement showing details of locked-in shares

Srl.No Name of the shareholder

Number of Shares
Shares as a percentage of total number of shares (i.e., Grand Total (A)+(B)+(C) indicated in Statement at para (I) (a) above)

28	VEENA WADHWA	1000	0.00198
29	CREDIT SUISSE FE ASIA INVESTMENTS (MAURITIUS) LIMITED	1000000	1.96123
30	NAFISA DALAL	4000	0.00792
31	PRITAM DAS NARANG	4000	0.00792
32	AMUL GABRANI	8242309	16.32988
33	SURESH KUMAR GOENKA	5000	0.00991
34	PRATAP MOHAN SRIVASTAVA	400	0.00079
35	AVIGO VENTURE INVESTMENTS LIMITED	1650006	3.26904
36	ARJUNA FINHOLD PRIVATE LIMITED	4000	0.00792
37	METMIN INVESTMENT & TRADING PVT LTD	300000	0.59437
38	MERMIN INVESTMENTS HOLDINGS LIMITED	4294881	8.50913
39	SANDEEP SETHI	2000	0.00396
40	AMITA BISHNOI	12643	0.02505
41	AJAY KUMAR BISHNOI	7993842	15.83761
42	SAIFUDDIN DHORAJIWALA	2000	0.00396
43	RUPA PAREKH	13660	0.02706
44	PRIYA BHARAT PAREKH	13600	0.02694
45	NEELIMA BHARAT PAREKH	13600	0.02694
46	VIJAY KUMAR BAJAJ	10000	0.01981
47	T JAGDISH	1000	0.00198
48	T GOPAL MEHRA	1000	0.00198
49	SOMJIT GHOSH	5000	0.00991
50	DR JAYSHREE GHOSH	2500	0.00495
51	ARVIND K BISHNOI	470143	0.93146
52	VINAY KUMAR MEHTA	12000	0.02377
53	KAMLA MEHTA	6000	0.01189
54	DEEPAK KAPOOR	2000	0.00396
55	ARIJ BHUSHAN KATHURIA	3000	0.00594




(I) (d) Statement showing details of locked-in shares

Sri.No Name of the shareholder

Number of Shares
Shares as a percentage of total number of shares (i.e., Grand total (A)+(B)+(C) indicated in Statement at Para (I) (a) above)

56 ANSHU KATHURIA	3000	0.00594
57 SHARMA RAJSHREE	20000	0.03962
58 SURESH KUMAR SABHARWAL	2500	0.00495
59 DIPAK BISHNOI	10000	0.01981
60 NAVEEN MEHRA	13000	0.02576
61 POONAM MEHRA	5000	0.00991
62 SARTAJ KISHAN MEHRA	3000	0.00594
63 KRISHNENDU CHATTERJEE	400	0.00079
64 ROMA KATYAL	14000	0.02774
65 FUSION FITTINGS INDIA LTD	7525084	14.90889
66 RITU JAIN	5000	0.00991
67 PRODYOT BOWMICK	5000	0.00991
68 BHAGWANTI GABRANI	500	0.00099
69 PARAG AGARWAL	800	0.00158
70 GOLDIE GABRANI	100143	0.19841
71 SONIA GHAI	12000	0.02377
72 ACHAL GHAI	1302200	2.57995
73 ARUN KUMAR BISHNOI	10000	0.01981
74 SANJEEV GABRANI	9500	0.01882
75 NITIN GOYAL	800	0.00158
76 VIJAY KUMAR BAJAJ	5000	0.00991
77 VINAY KUMAR SINGH CHAUHAN	600	0.00119
78 VIVEK SHARMA	400	0.00079
79 MITIKA MEHTA	400	0.00079
80 ALOK BHATNAGAR	800	0.00158
81 MALINI NAGPAL	1000	0.00198
82 MONIKA BHATNAGAR	800	0.00158
83 KAMLESH DANG	10000	0.01981



(1) (d) Statement showing details of locked-in shares

Sri.No Name of the shareholder

Sri.No	Name of the shareholder	Number of Shares	Shares as a percentage of total number of shares (i.e., Grand total (A)+(B)+(C) indicated in Statement at para (1) (a) above)
--------	-------------------------	------------------	---

84	KIRAN MEHRA .	500	0.00099
85	RAGHVENERA MITTAL	2000	0.00396
86	REETA CHAUDHARY	12000	0.02377
87	RASHMI SINGH	2500	0.00495

*** Total *** 37049087 73.40262

