



(I)(a)	Statement showing Shareholding Pattern		
Name of the Company :	M/s TECPRO SYSTEMS LIMITED		
Scrip Code, Name of the Scrip, Class of Security:	BSE- 533266, EQ - FV - 10		
Quarter Ended :	30-Jun-13		
Partly paid-up shares	No. of partly paid-up shares	As a % of total no. of partly paid-up shares	As a % of total no. of shares of the Company
Held by promoter/promoters group	0	0	0
Held by public	0	0	0
Total	0	0	0
Outstanding convertible securities	No. of outstanding securities	As a % of total no. of outstanding convertible securities	As a % of total no. of shares of the company, assuming full conversion of the convertible securities
Held by promoter/promoters group	0	0	0
Held by public	0	0	0
Total	0	0	0
Warrants	No. of warrants	As a % of total no. of warrants	As a % of total no. of shares of the company, assuming full conversion of warrants
Held by promoter/promoters group	0	0	0
Held by public	0	0	0
Total	0	0	0
Total paid-up capital of the company assuming full conversion of warrants and convertible securities	Rs. 50,47,37,910 i.e. 5,04,73,791 equity shares of Rs. 10/- each		



(I) (a) STATEMENT SHOWING SHAREHOLDING PATTERN
 Name of the Company: TECPRO SYSTEMS LIMITED
 Scrip Code:

DATE : 01/07/2013
 Quarter Ended : 30.06.2013


Category Code	Category of shareholder	Number of Shareholders	Total Number of Shares	Number of shares held in dematerialized form	Total Shareholding as a percentage of total no. of shares % of A+B	Shares pledged or otherwise encumbered % of A+B+C	Shares % -> Tot.
(A) Shareholding of Promoter and Promoter Group							
(1) Indian							
	(a) Individuals / Hindu Undivided Family	12	19072556	19072556	37.78705	37.78705	2103033 11.02649
	(b) Central Government / State Government(s)	0	0	0	0.00000	0.00000	0 0.00000
	(c) Bodies Corporate	1	7540784	7540784	14.94000	14.94000	0 0.00000
	(d) Financial Institutions / Banks	0	0	0	0.00000	0.00000	0 0.00000
	(e) Others	0	0	0	0.00000	0.00000	0 0.00000
	Sub-Total (A) (1)	13	26613340	26613340	52.72705	52.72705	2103033 7.90218
(2) Foreign							
	(a) Individuals (NRIs / Foreign Individuals)	0	0	0	0.00000	0.00000	0 0.00000
	(b) Bodies Corporate	0	0	0	0.00000	0.00000	0 0.00000
	(c) Institutions	0	0	0	0.00000	0.00000	0 0.00000
	(d) Qualified Foreign Investor	0	0	0	0.00000	0.00000	0 0.00000
	(e) Others	0	0	0	0.00000	0.00000	0 0.00000
	Sub-Total (A) (2)	0	0	0	0.00000	0.00000	0 0.00000
	Total Shareholding of Prom. & Prom. Grp. (A) = (A) (1) + (A) (2)	13	26613340	26613340	52.72705	52.72705	2103033 7.90218



(I) (a) STATEMENT SHOWING SHAREHOLDING PATTERN
 Name of the Company: TECPRO SYSTEMS LIMITED
 Scrip Code:


DATE : 01/07/2013
 Quarter Ended : 30.06.2013

Category Code	Category of shareholder	Number of Shareholders	Total Number of Shares	Number of shares held in dematerialized form	Total Shareholding as a percentage of total no. of shares % of A+B	% of A+B+C	Shares pledged or otherwise encumbered	Shares %->Tot.
(B) Public Shareholding							NA	NA
(1) Institutions							NA	NA
	(a) Mutual Funds/ UTI	5	3173440	3173440	6.28730	6.28730		
	(b) Financial Institutions / Banks	2	13082	13082	0.02592	0.02592		
	(c) Central Government / State Government(s)	0	0	0	0.00000	0.00000		
	(d) Venture Capital Funds	1	705557	705557	1.39787	1.39787		
	(e) Insurance Companies	0	0	0	0.00000	0.00000		
	(f) Foreign Institutional Investors	4	1917241	1917241	3.79849	3.79849		
	(g) Foreign Venture Capital Investors	1	5169147	5169147	10.24125	10.24125		
	(h) Qualified Foreign Investor	0	0	0	0.00000	0.00000		
	(i) Others	0	0	0	0.00000	0.00000		
Sub-Total (B) (1)		13	10978467	10978467	21.75083	21.75083		
(2) Non-institutions							NA	NA
	(a) Bodies Corporate	391	1255586	1255586	2.48760	2.48760		
	(b) (i) Indiv. hldg. nom. shr. cap.<=Rs. 1 Lakh	24419	2092436	2051424	4.14559	4.14559		
	(ii) Indiv. hldg. nom. shr. cap.> Rs. 1 Lakh	12	165787	165787	0.32846	0.32846		
	(c) Qualified Foreign Investor	0	0	0	0.00000	0.00000		
	(d) Others							
	(1) Trusts	1	31	31	0.00006	0.00006		
	(2) Non Resident Indians	373	931007	931007	1.84454	1.84454		
	(3) Clearing Members	32	16989	16989	0.03366	0.03366		
	(4) Hindu Undivided Families	1404	125261	125261	0.24817	0.24817		
	(5) Foreign Corporate Bodies	4	8294887	8294887	16.43405	16.43405		
Sub-Total (B) (2)		26636	12881984	12840972	25.52212	25.52212		
Total Public Shareholding (B) = (B) (1)+(B) (2)		26649	23860451	23819439	47.27295	47.27295	NA	NA
TOTAL (A)+(B)		26662	50473791	50432779	100.00000	100.00000	2103033	4.16658
(C) Shares held by Custodians and against which Depository Receipts have been issued							NA	NA
	(1) Promoter and Promoter Group	0	0	0	0.00000	0.00000	NA	NA
	(2) Public	0	0	0	0.00000	0.00000	NA	NA
GRAND TOTAL (A)+(B)+(C)		26662	50473791	50432779	100.00000	100.00000	2103033	4.16658




(I) (b) Statement showing holding of securities (including shares, warrants, convertible securities) of persons belonging to the category "Promoter and Promoter Group"

Srl.No	Name of the shareholder	Details of Shares held		Encumbered shares		Details of warrants		Details of convertible securities		Total shares (including underlying shares assuming full conversion of warrants and convertible securities) as a % of diluted share capital
		Number of Shares	Shares as a % of total number of shares (i.e. Grand Total (A)+(B)+(C) indicated in Statement at para (I) (a) above)	Number of Shares	% of Total Shares	% of Grd.Total (A+B+C)->(I)a	No.of warrants held	As a % tot.no. warrants of same class	No. of conv.sec. held	
1	AMUL GABRANI	9344342	18.51326	1077033	11.52604	2.13385				
2	BHAGWANTI GABRANI	500	0.00099	0	0.00000	0.00000				
3	AJAY KUMAR BISHNOI	9044842	17.91988	1026000	11.34348	2.03274				
4	GOLDIE GABRANI	100143	0.19841	0	0.00000	0.00000				
5	AMITA BISHNOI	12643	0.02505	0	0.00000	0.00000				
6	RASHMI SINGH	5000	0.00991	0	0.00000	0.00000				
7	MILIND SINGH	5000	0.00991	0	0.00000	0.00000				
8	NUTAN KAPOOR MAHAWAR	12000	0.02377	0	0.00000	0.00000				
9	PUSHAPLATA KAPOOR	12000	0.02377	0	0.00000	0.00000				
10	ADITYA GABRANI	50143	0.09934	0	0.00000	0.00000				
11	ARVIND K BISHNOI	470143	0.93146	0	0.00000	0.00000				
12	ROMA KATYAL	15800	0.03130	0	0.00000	0.00000				
13	FUSION FITTINGS INDIA LTD	7540784	14.94000	0	0.00000	0.00000				
*** Total ***		26613340	52.72705	2103033	7.90218	4.16658				




(I)(C)(i) Statement showing holding of securities (including shares, warrants, convertible securities) of persons belonging to the category "Public" and holding more than 1% of the total number of shares

Srl.No	Name of the shareholder	PAN No.	Details of Shares held		Details of warrants		Details of convertible securities		Total shares (including underlying shares assuming full conversion of warrants and convertible securities) as a % of diluted share capital
			Number of Shares	Shares as a % of total number of shares (i.e. Grand Total (A)+(B)+(C) indicated in Statement at para (I)(a) above)	No. of warrants held	As a % total no. of warrants of same class	No. of conv.sec. held	As a % tot.no. of conv.sec. of same class	
1	DSP BLACKROCK MICRO CAP FUND	AAAJD0430B	1576269	3.12295					
2	SUNDARAM MUTUAL FUND A/C SUNDARAM ATIC FUNDS CAPEX OPPORTUNITIES-GROWTH	AAATS2554B	627697	1.24361					
3	CREDIT SUISSE PE ASIA INVESTMENTS LIMITED	AADCC1944P	1000000	1.98123					
4	KITARA PIIN 1101	AAECK4362Q	1860000	3.68508					
5	IDFC PREMIER EQUITY FUND	AAETS9556K	969474	1.92075					
6	AVIGO TRUSTEE COMPANY PVT LTD THE AVIGO SME FUND	AAFCA5402Q	705557	1.39787					
7	METMIN INVESTMENTS HOLDINGS LIMITED	AAFCA4003K	3994881	7.91476					
8	AVIGO VENTURE INVESTMENTS LIMITED	AAGCA2436F	6819153	13.51028					
9	BOND STREET CUSTODIANS LIMITED IN ITS CAPACITY AS CUSTODIAN FOR MACQUARIE ASIA PACIFIC CO-INVESTMENT FUND, L.P.	AASF0252C	1650000	3.26902					
10	ACHAL GHAI	AJYPG0375P	814200	1.61311					
*** Total ***			20017231	39.65866					




(I)(c)(ii) Statement showing holding of securities (including shares, warrants, convertible securities) of persons (together with PAC) belonging to the category "Public" and holding more than 5% of the total number of shares of the company

Srl.No	Name of the shareholder(s) And the persons Acting in Concert (PAC)with them	PAN No.	Details of Shares held	Details of warrants	Details of convertible securities	Total shares (including underlying shares assuming full conversion of warrants and convertible securities) as a % of diluted share capital		
			Number of Shares	Shares as a % of total number of shares (i.e., Grand Total (A)+(B)+(C) indicated in Statement at para (I)(a) above)	No. of warrants held	As a % tot.no. of warrants of same class	No. of conv.sec. held	As a % tot.no. of conv.sec. of same class
1	METMIN INVESTMENTS HOLDINGS LIMITED	AAFMC4003K	3994881	7.91476				
2	AVIGO VENTURE INVESTMENTS LIMITED	AAGCA2436F	6819153	13.51028				
*** Total ***			10814034	21.42505				




(I) (d) Statement showing details of locked-in shares

Srl.No	Name of the shareholder	Number of Locked-in Shares	Locked-in Shares as a percentage of total number of shares {i.e., Grand Total (A)+(B)+(C) indicated in Statement at para (I) (a) above}	Promoter / Promoter Group / Public
1	AMUL GABRANI	5047380	10.00000	PROM./PROM. GROUP
2	AJAY KUMAR BISHNOI	5047379	10.00000	PROM./PROM. GROUP
*** Total ***		10094759	20.00000	



(II)(a) Statement showing details of Depository Receipts (DRs)

Sr. No.	Type of outstanding DR (ADRs, GDRs, SDRs, etc.)	Number of outstanding DRs	Number of shares underlying outstanding DRs	Shares underlying outstanding DRs as a percentage of total number of shares {i.e., Grand Total (A)+(B)+(C) indicated in Statement at para (I)(a) above}
NIL				



(II)(b) Statement showing holding of Depository Receipts (DRs), where underlying shares held by "promoter/promoter group" are in excess of 1% of the total number of shares

Sr. No.	Name of the DR Holder	Type of outstanding DR (ADRs, GDRs, SDRs, etc.)	Number of shares underlying outstanding DRs	Shares underlying outstanding DRs as a percentage of total number of shares {i.e., Grand Total (A)+(B)+(C) indicated in Statement at para (I)(a) above}
NIL				

