



(l)(a)	Statement showing Shareholding Pattern		
Name of the Company :	M/s TECPRO SYSTEMS LIMITED		
Scrip Code, Name of the Scrip, Class of Security:	NSE- TECPRO, EQ - FV - 10		
Quarter Ended :	31-Mar-13		
Partly paid-up shares	No. of partly paid-up shares	As a % of total no. of partly paid-up shares	As a % of total no. of shares of the Company
Held by promoter/promoters group	0	0	0
Held by public	0	0	0
Total	0	0	0
Outstanding convertible securities	No. of outstanding securities	As a % of total no. of outstanding convertible securities	As a % of total no. of shares of the company, assuming full conversion of the convertible securities
Held by promoter/promoters group	0	0	0
Held by public	0	0	0
Total	0	0	0
Warrants	No. of warrants	As a % of total no. of warrants	As a % of total no. of shares of the company, assuming full conversion of warrants
Held by promoter/promoters group	0	0	0
Held by public	0	0	0
Total	0	0	0
Total paid-up capital of the company assuming full conversion of warrants and convertible securities	Rs. 50,47,37,910 i.e. 5,04,73,791 equity shares of Rs. 10/- each		



(I) (a) STATEMENT SHOWING SHAREHOLDING PATTERN  
 Name of the Company: TECPRO SYSTEMS LIMITED  
 Scrip Code:

DATE : 01/04/2013  
 Quarter Ended : 31.03.2013


Category Code	Category of shareholder	Number of Shareholders	Total Number of Shares	Number of shares held in dematerialized form	Total Shareholding as a percentage of total no. of shares % of A+B	Shares pledged or otherwise encumbered % of A+B+C	Shares %->Tot.
(A) Shareholding of Promoter and Promoter Group							
(1) Indian							
	(a) Individuals / Hindu Undivided Family	12	19022556	19022556	37.68799	37.68799	2103033 11.05547
	(b) Central Government / State Government(s)	0	0	0	0.00000	0.00000	0 0.00000
	(c) Bodies Corporate	1	7540784	7540784	14.94000	14.94000	0 0.00000
	(d) Financial Institutions / Banks	0	0	0	0.00000	0.00000	0 0.00000
	(e) Others						
	Sub-Total (A) (1)	13	26563340	26563340	52.62799	52.62799	2103033 7.91705
(2) Foreign							
	(a) Individuals (NRIs / Foreign Individuals)	0	0	0	0.00000	0.00000	0 0.00000
	(b) Bodies Corporate	0	0	0	0.00000	0.00000	0 0.00000
	(c) Institutions	0	0	0	0.00000	0.00000	0 0.00000
	(d) Qualified Foreign Investor						
	(e) Others						
	Sub-Total (A) (2)	0	0	0	0.00000	0.00000	0 0.00000
	Total Shareholding of Prom. & Prom. Grp. (A)=(A) (1)+(A) (2)	13	26563340	26563340	52.62799	52.62799	2103033 7.91705



(I) (a) STATEMENT SHOWING SHAREHOLDING PATTERN  
 Name of the Company: TECPRO SYSTEMS LIMITED  
 Scrip Code:


DATE : 01/04/2013  
 Quarter Ended : 31.03.2013

Category Code	Category of shareholder	Number of Shareholders	Total Number of Shares	Number of shares held in dematerialized form	Total Shareholding as a percentage of total no. of shares % of A+B	Shares pledged or otherwise encumbered % of A+B+C	Shares %->Tot.
							NA NA
<b>(B) Public Shareholding</b>							NA NA
<b>(1) Institutions</b>							
	(a) Mutual Funds/ UTI	8	3414632	3414632	6.76516	6.76516	
	(b) Financial Institutions / Banks	3	15362	15362	0.03044	0.03044	
	(c) Central Government / State Government(s)	0	0	0	0.00000	0.00000	
	(d) Venture Capital Funds	1	705557	705557	1.39787	1.39787	
	(e) Insurance Companies	0	0	0	0.00000	0.00000	
	(f) Foreign Institutional Investors	6	1957531	1957531	3.87831	3.87831	
	(g) Foreign Venture Capital Investors	1	5169147	5169147	10.24125	10.24125	
	(h) Qualified Foreign Investor	0	0	0	0	0	
	(i) Others						
Sub-Total (B) (1)		19	11262229	11262229	22.31302	22.31302	
							NA NA
<b>(2) Non-institutions</b>							
	(a) Bodies Corporate	391	1262018	1262018	2.50034	2.50034	
	(b) (i) Indiv. hldg. nom. shr. cap.<=Rs. 1 Lakh	24526	1910741	1869729	3.78561	3.78561	
	(ii) Indiv. hldg. nom. shr. cap.> Rs. 1 Lakh	10	141533	141533	0.28041	0.28041	
	(c) Qualified Foreign Investor	0	0	0	0	0	
	(d) Others						
	(1) Trusts	1	31	31	0.00006	0.00006	
	(2) Non Resident Indians	382	928580	928580	1.83973	1.83973	
	(3) Clearing Members	34	7660	7660	0.01518	0.01518	
	(4) Hindu Undivided Families	1400	102772	102772	0.20361	0.20361	
	(5) Foreign Corporate Bodies	4	8294887	8294887	16.43405	16.43405	
Sub-Total (B) (2)		26748	12648222	12607210	25.05899	25.05899	
Total Public Shareholding		26767	23910451	23869439	47.37201	47.37201	NA NA
(B) = (B) (1)+(B) (2)		26780	50473791	50432779	100.00000	100.00000	2103033 4.16658
TOTAL (A)+(B)		26780	50473791	50432779	100.00000	100.00000	2103033 4.16658
							NA NA
<b>(C) Shares held by Custodians and against which Depository Receipts have been issued</b>							
	(1) Promoter and Promoter Group	0	0	0	0.00000	0.00000	NA NA
	(2) Public	0	0	0	0.00000	0.00000	NA NA
GRAND TOTAL (A)+(B)+(C)		26780	50473791	50432779	100.00000	100.00000	2103033 4.16658




(I)(b) Statement showing holding of securities (including shares, warrants, convertible securities) of persons belonging to the category "Promoter and Promoter Group"

Srl. No	Name of the shareholders	Details of Shares held	Encumbered Shares	Details of warrants	Details of convertible Securities	Total shares (including underlying shares assuming full conversion of warrants and convertible securities) as a % of diluted share capital				
		Number of Shares	Shares as a % of total number of shares (i.e. Grand Total (A)+(B)+(C) indicated in Statement at para (I)(a) above)	Number of shares	% of Total Shares	% of Grd. Tot. (A+B+C) -> (I)a	No. of Warrants held	As a % tot.no. of warrants of same class	No. of Conv. sec. held same	As a % tot. no. of conv. sec. of class
1	AMUL GABRANI	9319342	18.46373	1077033	11.55696	2.13385				
2	BHAGWANTI GABRANI	500	0.00099	0	0.00000	0.00000				
3	AJAY KUMAR BISHNOI	9019842	17.87035	1026000	11.37492	2.03274				
4	GOLDIE GABRANI	100143	0.19841	0	0.00000	0.00000				
5	AMITA BISHNOI	12643	0.02505	0	0.00000	0.00000				
6	RASHMI SINGH	5000	0.00991	0	0.00000	0.00000				
7	MILIND SINGH	5000	0.00991	0	0.00000	0.00000				
8	NUTAN KAPOOR MAHAWAR	12000	0.02377	0	0.00000	0.00000				
9	PUSHAPLATA KAPOOR	12000	0.02377	0	0.00000	0.00000				
10	ADITYA GABRANI	50143	0.09934	0	0.00000	0.00000				
11	ARVIND K BISHNOI	470143	0.93146	0	0.00000	0.00000				
12	ROMA KATYAL	15800	0.03130	0	0.00000	0.00000				
13	FUSION FITTINGS INDIA LTD	7540784	14.94000	0	0.00000	0.00000				
*** Total ***		26563340	52.62799	2103033	7.91705	4.16658				




((I) (c) (i) Statement showing holding of securities (including shares, warrants, convertible securities) of persons belonging to the category "Public" and holding more than 1% of the total number of shares

Srl. No	Name of the shareholder	PAN No.	Details of Shares held	Encumbered shares	Details of warrants	Details of convertible securities	Total shares (including underlying shares assuming full Conversion of warrants and convertible securities) as a % of diluted share capital.			
			Number of Shares	Shares as a % of total number of Shares (i.e. Grand Total (A)+(B)+(C) Indicated (I) (a) Above	Number of Shares	% of Total (A+B+C)=>(I)a	Grd.Tot. No. of warrants	As a % tot.no. of warrants of same class	No. of conv.sec. held	As a % tot.no. of conv.sec. of same
1	DSP BLACKROCK MICRO CAP FUND	AAAJD0430B	1691311	3.35087						
2	SUNDARAM MUTUAL FUND A/C SUNDARAM ATIC FUNDS CAPEX OPPORTUNITIES-GROWTH	AAATS2554B	627697	1.24361						
3	CREDIT SUISSE PE ASIA INVESTMENTS LIMITED	AADCC1944F	1000000	1.98123						
4	KITARA PIIN 1101	AAECK4362Q	1860000	3.68508						
5	IDFC PREMIER EQUITY FUND	AAETS9556K	969474	1.92075						
6	AVIGO TRUSTEE COMPANY PVT LTD THE AVIGO SME FUND	AAFCA5402Q	705557	1.39787						
7	METMIN INVESTMENTS HOLDINGS LIMITED	AAFCA4003K	3994881	7.91476						
8	AVIGO VENTURE INVESTMENTS LIMITED	AAGCA2436F	6819153	13.51028						
9	BOND STREET CUSTODIANS LIMITED IN ITS CAPACITY AS CUSTODIAN FOR MACQUARIE ASIA PACIFIC CO-INVESTMENT FUND, L.P.	AASFM0252C	1650000	3.26902						
10	ACHAL GHAI	AJYPG0375P	814200	1.61311						
*** Total ***			20132273	39.88659						




(I) (c) (ii) Statement showing holding of securities (including shares, warrants, convertible securities) of persons (together with PAC) belonging to the category "Public" and holding more than 5% of the total number of shares of the company

Srl.No	Name of the shareholder	PAN No.	Details of Shares held	Encumbered shares	Details of warrants	Details of convertible securities	Total shares (including underlying shares assuming full Conversion of Securities as a % of diluted shares capital				
			Number of Shares	Shares as a % of total number of Shares (i.e. Grand Total (A) + (B) + (C) Indicated (I) (a) Above)	Number of Shares	% of Total Shares (A+B+C) -> (I) a	Grd.Tot. (A+B+C) -> (I) a	No. of warrants	As a % tot.no. of warrants of same class	No. of conv.sec. held	As a % tot.no. of conv.sec. of same class
1	METMIN INVESTMENTS HOLDINGS LIMITED	AAFCA4003K	3994881	7.91476							
2	AVIGO VENTURE INVESTMENTS LIMITED	AAGCA2436F	6819153	13.51028							
*** Total ***			10814034	21.42505							




## (I)(d) Statement showing details of locked-in shares

Sr.No	Name of the shareholder	Number of Shares	Shares as a percentage of total number of shares (i.e., Grand Total (A)+(B)+(C) indicated in Statement at para (I)(a) above)	Promoter / Promoter Group / Public
1	AMUL GABRANI	5047380	10.00000	Promoter
2	AJAY KUMAR BISHNOI	5047379	10.00000	Promoter
*** Total ***		10094759	20.00000	



**(II)(a) Statement showing details of Depository Receipts (DRs)**

Sr. No.	Type of outstanding DR (ADRs, GDRs, SDRs, etc.)	Number of outstanding DRs	Number of shares underlying outstanding DRs	Shares underlying outstanding DRs as a percentage of total number of shares {i.e., Grand Total (A)+(B)+(C) indicated in Statement at para (I)(a) above}
NIL				





**(II)(b) Statement showing holding of Depository Receipts (DRs), where underlying shares held by "promoter/promoter group" are in excess of 1% of the total number of shares**

Sr. No.	Name of the DR Holder	Type of outstanding DR (ADRs, GDRs, SDRs, etc.)	Number of shares underlying outstanding DRs	Shares underlying outstanding DRs as a percentage of total number of shares {i.e., Grand Total (A)+(B)+(C) indicated in Statement at para (I)(a) above}
NIL				

