


(I) (a) STATEMENT SHOWING SHAREHOLDING PATTERN
 Name of the Company : TECPRO SYSTEMS LIMITED
 Scrip Code : .

DATE : 14/01/2011
 Quarter Ended : 31.12.2010

Category Code	Category of shareholder	Number of Shareholders	Total Number of Shares	Number of shares held in dematerialized form	Total Shareholding as a percentage of total no. of shares % of A+B	% of A+B+C	Shares pledged or otherwise encumbered	Shares %->Tot.
(A) Shareholding of Promoter and Promoter Group								
(1) Indian								
	(a) Individuals / Hindu Undivided Family	13	19022456	16837780	37.68779	37.68779	2103033	4.16658
	(b) Central Government / State Government(s)	0	0	0	0.00000	0.00000	0	0.00000
	(c) Bodies Corporate	1	7525084	7525084	14.90889	14.90889	0	0.00000
	(d) Financial Institutions / Banks	0	0	0	0.00000	0.00000	0	0.00000
	(e) Others							
	Sub-Total (A) (1)	14	26547540	24362864	52.59668	52.59668	2103033	4.16658
(2) Foreign								
	(a) Individuals (NRIs / Foreign Individuals)	0	0	0	0.00000	0.00000	0	0.00000
	(b) Bodies Corporate	0	0	0	0.00000	0.00000	0	0.00000
	(c) Institutions	0	0	0	0.00000	0.00000	0	0.00000
	(d) Others							
	Sub-Total (A) (2)	0	0	0	0.00000	0.00000	0	0.00000
	Total Shareholding of Prom. & Prom. Grp. (A) = (A) (1) + (A) (2)	14	26547540	24362864	52.59668	52.59668	2103033	4.16658



(I) (a) STATEMENT SHOWING SHAREHOLDING PATTERN
 Name of the Company : TECPRO SYSTEMS LIMITED
 Scrip Code : .

DATE : 14/01/2011
 Quarter Ended : 31.12.2010

Category Code	Category of shareholder	Number of Shareholders	Total Number of Shares	Number of shares held in dematerialized form	Total Shareholding as a percentage of total no. of shares % of A+B	Shares pledged or otherwise encumbered % of A+B+C	Shares %->Tot.
(B) Public Shareholding							NA NA
(1) Institutions							NA NA
	(a) Mutual Funds/ UTI	23	3762081	3762081	7.45353	7.45353	
	(b) Financial Institutions / Banks	1	13000	13000	0.02576	0.02576	
	(c) Central Government / State Government(s)	0	0	0	0.00000	0.00000	
	(d) Venture Capital Funds	1	705557	705557	1.39787	1.39787	
	(e) Insurance Companies	0	0	0	0.00000	0.00000	
	(f) Foreign Institutional Investors	12	2121913	2121913	4.20399	4.20399	
	(g) Foreign Venture Capital Investors	1	5169147	5169147	10.24125	10.24125	
	(h) Others						
	Sub-Total (B) (1)	38	11771698	11771698	23.32240	23.32240	
(2) Non-institutions							NA NA
	(a) Bodies Corporate	404	9230683	7580683	18.28807	18.28807	
	(b) (i) Indiv. hldg. nom. shr. cap.<=Rs. 1 Lakh	26121	1296465	1250564	2.56859	2.56859	
	(ii) Indiv. hldg. nom. shr. cap.> Rs. 1 Lakh	10	138691	126691	0.27478	0.27478	
	(c) Others						
	(1) Trusts	5	11102	1102	0.02200	0.02200	
	(2) Non Resident Indians	345	1397979	1397979	2.76971	2.76971	
	(3) Clearing Members	65	9261	9261	0.01835	0.01835	
	(4) Hindu Undivided Families	1680	70372	70372	0.13942	0.13942	
	Sub-Total (B) (2)	28630	12154553	10436652	24.08092	24.08092	
	Total Public Shareholding	28668	23926251	22208350	47.40332	47.40332	
	(B) = (B) (1)+(B) (2)	28668	50473791	46571214	100.00000	100.00000	2103033 4.1665
	TOTAL (A)+(B)						
	(C) Shares held by Custodians and against which Depository Receipts have been issued	0	0	0	0.00000	0.00000	NA NA
	(1) Promoter and Promoter Group	0	0	0	0.00000	0.00000	NA NA
	(2) Public	0	0	0	0.00000	0.00000	NA NA
	GRAND TOTAL (A)+(B)+(C)	28668	50473791	46571214	100.00000	100.00000	2103033 4.1665



(I) (b) Statement showing Shareholding of persons belonging to the category "Promoter and Promoter Group"

Srl.No	Name of the shareholder	Number of Shares	Shares as a % of total number of shares (i.e., Grand Total (A)+(B)+(C) indicated in Statement at para (I) (a) above)	Shares pledged or otherwise encumbered	Number	% of Total (A+B+C) -> (I) a
1	Mr. Amul Gabrani	1077033	2.13385	1077033	100.00000	2.13385
2	BHAGWANTI GABRANI	500	0.00099	0	0.00000	0.00000
3	AJAY KUMAR BISHNOI	9019842	17.87035	1026000	11.37492	2.03273
4	GOLDIE GABRANI	100143	0.19841	0	0.00000	0.00000
5	AMITA BISHNOI	12643	0.02505	0	0.00000	0.00000
6	RASHMI SINGH	5000	0.00991	0	0.00000	0.00000
7	Mr. Milind Singh	5000	0.00991	0	0.00000	0.00000
8	Mrs. Nutan Kapoor Mahawar	12000	0.02377	0	0.00000	0.00000
9	Mrs. Pushap Lata Kapoor	12000	0.02377	0	0.00000	0.00000
10	Mr. Aditya Gabrani	50143	0.09934	0	0.00000	0.00000
11	AMUL GABRANI	8242309	16.32988	0	0.00000	0.00000
12	ARVIND K BISHNOI	470143	0.93146	0	0.00000	0.00000
13	ROMA KATYAL	15700	0.03111	0	0.00000	0.00000
14	FUSION FITTINGS INDIA LTD	7525084	14.90889	0	0.00000	0.00000
*** Total ***		26547540	52.59668	2103033	7.92176	4.16658




(I) (c) Statement showing Shareholding of persons belonging to the category "Public" and holding more than 1% of total no. of shares

Sr.No	Name of the shareholder	Number of Shares	Shares as a % of total number of shares (i.e., Grand Total (A)+(B)+(C) indicated in Statement at para (I) (a) above)	Shares pledged or otherwise encumbered Number % of Total % of Grd.Tot. of Shr.s Shares (A+B+C)->(I) a
1	DSP BLACKROCK EQUITY FUND	515000	1.02033	
2	TEMPLETON MUTUAL FUND A/C FRANKLIN INDIA FLEX I CAP FUND	717239	1.42101	
3	AVIGO TRUSTEE COMPANY PVT LTD THE AVIGO SME FUND	705557	1.39787	
4	EMERGING MARKETS MANAGEMENT, LLC A/C THE ERM UMBRELLA FUNDS - EMERGING MARKETS SOUTH ASIAN STARS FUND	509154	1.00875	
5	AVIGO VENTURE INVESTMENTS LIMITED	5169147	10.24125	
6	BOND STREET CUSTODIANS LIMITED IN ITS CAPACITY AS CUSTODIANS FOR MACQUARIE ASIA PACIFIC - CO.INVESTMENT FUND,LP	1650000	3.26902	
7	CREDIT SUISSE PE ASIA INVESTMENTS (MAURITIUS) LIMITED	1000000	1.98123	
8	AVIGO VENTURE INVESTMENTS LIMITED	1650006	3.26904	
9	METMIN INVESTMENTS HOLDINGS LIMITED	4294881	8.50913	
10	ACHAL GHAI	1302200	2.57995	
*** Total ***		17513184	34.69758	



(I) (d) Statement showing details of locked-in shares

Srl.No	Name of the shareholder	Number of Shares	Shares as a percentage of total number of shares (i.e., Grand Total (A)+(B)+(C) indicated in Statement at para (I) (a) above)
1	Mr. Amul Gabrani	1077033	2.13385
2	Mr. Ajay Kumar Bishnoi	1026000	2.03274
3	Vivek Subramanian on behalf o	10000	0.01981
4	Sham Arora	5000	0.00991
5	Mrs. Rashmi Singh	2500	0.00495
6	Mr. B.K. Bishnoi	2500	0.00495
7	Mr. Milind Singh	5000	0.00991
8	Mr. Kapila Dewan	5000	0.00991
9	Mr. Krishan Gopal Gabrani	12000	0.02377
10	Mrs. Kanika Mahendru	4000	0.00792
11	Mrs. Sareeka Gabrani	2500	0.00495
12	Mrs. Nutan Kapoor Mahawar	12000	0.02377
13	Mrs. Usha Pahwa	3000	0.00594
14	Mrs. Pushap Lata Kapoor	12000	0.02377
15	Mr. Vivekanand Subramanian	2800	0.00555
16	Mr. Rishi Diwan	1000	0.00198
17	Mr. Vikas Kumar	4000	0.00792
18	Mr. Vishal Kapur	600	0.00119
19	Mr. Asheesh Sethi	2000	0.00396
20	Ms. Ruchika Jain	3000	0.00594
21	Mr. Sharat Jain	3000	0.00594



22 Mr. Vikas Gabrani	3000	0.00594
23 Mr. Rameshwar Chander Mahendr	2000	0.00396
24 Mr. Sharan Saluja	1000	0.00198
25 Mr. Aditya Gabrani	50143	0.09934
26 BOND STREET CUSTODIANS LIMITED IN ITS CAPACIT -Y AS CUSTODIANS FOR MACQUARIE ASIA PACIFIC - CO.INVESTMENT FUND,LP	1650000	3.26902
27 CREDIT SUISSE PE ASIA INVESTMENTS (MAURITIUS) LIMITED	1000000	1.98123

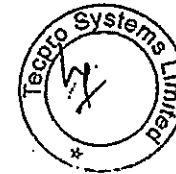


(I) (d) Statement showing details of locked-in shares

Srl.No	Name of the shareholder	Number of Shares	Shares as a percentage of total number of shares (i.e., Grand Total (A)+(B)+(C) indicated in Statement at para (I) (a) above)
28	NAFISA DALAL	4000	0.00792
29	PRITAM DAS NARANG	4000	0.00792
30	ANUL GABRANI	8242309	16.32988
31	SURESH KUMAR GOENKA	5000	0.00991
32	PRATAP MOHAN SRIVASTAVA	400	0.00079
33	AVIGO VENTURE INVESTMENTS LIMITED	1650006	3.26904
34	ARJUNA FINEOLD PRIVATE LIMITED	4000	0.00792
35	METMIN INVESTMENT & TRADING PVT LTD	300000	0.59437
36	METMIN INVESTMENTS HOLDINGS LIMITED	4294881	8.50913
37	SANDEEP SETHI	2000	0.00396
38	AMITA BISHNOI	12643	0.02505
39	AJAY KUMAR BISHNOI	7993842	15.83761
40	SAIFUDDIN DHORAJIWALA	2000	0.00396
41	RUPEA PAREKH	13660	0.02706
42	PRIYA BHARAT PAREKH	13600	0.02694
43	NEELIMA BHARAT PAREKH	13600	0.02694
44	VIJAY KUMAR BAJAJ	10000	0.01981
45	T JAGDISH	1000	0.00198
46	T GOPAL MEHRA	1000	0.00198
47	SOMOJIT GHOSH	5000	0.00991
48	DR JAYASHREE GHOSH	2500	0.00495



49 ARVIND K BISHNOI	470143	0.93146
50 VINAI KUMAR MEHTA	12000	0.02377
51 KAMLA MEHTA	6000	0.01189
52 DEEPAK KAPOOR	2000	0.00396
53 BRIJ BHUSHAN KATHURIA	3000	0.00594
54 ANSHU KATHURIA	3000	0.00594
55 SHARMA RAJSHREE	20000	0.03962



(I) (d) Statement showing details of locked-in shares

Srl.No	Name of the shareholder	Number of Shares	Shares as a percentage of total number of shares (i.e., Grand Total (A)+(B)+(C) indicated in Statement at para (I) (a) above)
56	SURESH KUMAR SABHARWAL	2500	0.00495
57	DIPAK BISENOI	10000	0.01981
58	NAVEEN MEHRA	13000	0.02576
59	POONAM MEHRA	5000	0.00991
60	SARTAJ KISHAN MEHRA	3000	0.00594
61	KRISHNENDU CHATTERJEE	400	0.00079
62	ROMA KATYAL	14000	0.02774
63	FUSION FITTINGS INDIA LTD	7525084	14.90889
64	RITU JAIN	5000	0.00991
65	PRODYOT BOWMICK	5000	0.00991
66	BHAGWANTI GABRANI	500	0.00099
67	PARAG AGARWAL	800	0.00158
68	GOLDIE GABRANI	100143	0.19841
69	SONIA GHAI	12000	0.02377
70	ACHAL GHAI	1302200	2.57995
71	ARUN KUMAR BISHNOI	10000	0.01981
72	SANJEEV GABRANI	9500	0.01882
73	NITIN GOYAL	800	0.00158
74	VIJAY KUMAR BAJAJ	5000	0.00991
75	VINAY KUMAR SINGH CHAUHAN	600	0.00119
76	VIVEK SHARMA	400	0.00079



77 MITIKA MERTA	400	0.00079
78 ALOK BHATNAGAR	800	0.00158
79 MALINI NAGPAL	1000	0.00198
80 MONIKA BHATNAGAR	800	0.00158
81 KAMLESH DANG	10000	0.01981
82 KIRAN MEERA .	500	0.00099
83 RAGHVENDRA MITTAL	2000	0.00396



(I)(d) Statement showing details of locked-in shares

Srl.No	Name of the shareholder	Number of Shares	Shares as a percentage of total number of shares (i.e., Grand Total (A)+(B)+(C) indicated in Statement at para (I)(a) above)
84	REETA CHAUDHARY	12000	0.02377
85	RASHMI SINGH	2500	0.00495
86	VEENA WADEWA	1000	0.00198
87	SHAKTHI VAIRAVAN	500	0.00099
*** Total ***		37049087	73.40262

